



District Report Card: 2017


State: Tamil Nadu	District: Salem
Class: 5	Subject: Language
Schools: 61	Students: 1080


Participation/Coverage


Students

 GENDER	Boys		Girls	
	Number	%	Number	%
	550	50.93	530	49.07

 AREA	Rural		Urban	
	Number	%	Number	%
	789	73.06	291	26.94

 CATEGORY	SC		ST		OBC		GEN	
	Number	%	Number	%	Number	%	Number	%
	368	34.07	42	3.89	647	59.91	23	2.13

 CWSN	LD	VI	HI	S&LD	ID	Oth
	2	1	3	2	3	2

 Management	Government		Government-aided	
	Number	%	Number	%
	844	78.15	236	21.85

Average Performance of Students in Language (%)

Overall	Gender		Area		Management		Social Group			
	Male	Female	Rural	Urban	Govt.	Aided	SC	ST	OBC	GEN
54.96	52.70	57.30	54.96	54.94	52.79	62.71	50.85	56.19	57.64	42.90

Performance on Learning Outcomes (LOs)

Learning Outcomes	Description	Average Performance(%)
L504	Reads and comprehends independently storybooks, news items/ headlines, advertisements etc.	54.76
L508	Reads text with comprehension, locates details and sequence of events	55.06

Range of Performance of Students who Answered Correctly							
Below 30%		30% - 50%		50% - 75%		Above 75%	
Number	%	Number	%	Number	%	Number	%
181	16.76	309	28.61	353	32.69	237	21.94

Lowest Performing Learning Outcomes (LOs)

- 1 - Reads and comprehends independently storybooks, news items/ headlines, advertisements etc. (54.76)
- 2 - Reads text with comprehension, locates details and sequence of events (55.06)